


15<sup>th</sup> Congress of Asian Federation of Societies  
for Ultrasound in Medicine and Biology



Hosted By  
**IFUMB**



Co- Hosted By  
**AFSUMB**

# AFSUMB 2022

Along with 30<sup>th</sup> Congress of IFUMB - USCON 2022

**11-13** NOVEMBER  
2022

Venue: HICC

 **Hyderabad**  
India



**SCIENTIFIC BROCHURE**



[www.afsumb2022.com](http://www.afsumb2022.com)

# Invitation

## Dear Friends

IFUMB is inviting you to the 15th congress of the Asian Federation of Societies for Ultrasound in Medicine & Biology (AFSUMB). It is after a gap of 12 years that we are hosting this congress again, at Hyderabad, India from 11th to 13th of November. The venue is the famous Hyderabad International Convention Centre and Novotel Hotel.

We are expecting 40 National speakers who have done great research in their speciality.

15 International speakers of great repute have confirmed their participation. The theme of this conference is "Clinical Dilemmas and Ultrasound solutions"; Going with the theme, the focus of all the experts will be on giving practical ultrasound solutions.

The highlights of the conference will be "How I handle a clinical problem", "Ask the professor sessions", "case based discussions" and practical workshops.

It is planned to have a structured approach in all the specialities every day of the conference, few examples:


- Fetal medicine how I do sessions, Hand held training in interventions and simulator based training.
- Musculoskeletal –demonstration of imaging techniques, MSK interventions and case based discussions.
- Gynaecology – Protocols and guidelines, Flow charts formulated
- Breast imaging and interventions – Imaging and intervention tricks and tips.
- Elastography- intricacies and its clinical applications from the best in the world
- Applications of Ultrasound contrast.
- Regular abdominal ultrasound workup
- Vascular Ultrasound – workshop on technique, knobology

Hyderabad is the capital of Telangana state, and is also the capital of Technology industry in India. The city has a history of more than 400 years. Relics of the Qutub Shahi and Nizam Shahi rules remain visible today. Charminar has come to symbolise the city. The world's tallest monolith of Gautama Buddha, erected on Gibraltar Rock in the middle of Hussain Sagar is 58 feet tall. Hyderabad has a distinctive culture with its unique style of paintings, handicraft, jewellery, language, and literature. For its distinct cuisine, the city is listed as UNESCO creative city of gastronomy.

After a stressful, challenging two years of pandemic, it's time to meet and greet friends, enjoy the hospitality of Hyderabad and at the same time exchange ideas, share scientific knowledge and present your research. The emphasis of this congress (AFSUMB 2022) is on the practical, and therefore we are planning a plethora of workshops, case discussions and meet the professor sessions.

Looking forward to your participation

**With our best regards**



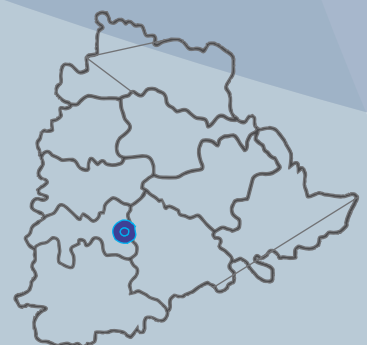
**Dr Sudheer Gokhale**  
Organizing Chairman



**Dr Yung-Liang Wan**  
Organizing Co Chairperson



**Dr T L N Praveen**  
Organizing Secretary



# AFSUMB Organizing Committee

## **Chairman**

Dr Sudheer Gokhale

## **Co-Chair**

Dr Yung Liang Wan  
Taiwan

## **Secretary General**

Dr T L N Praveen

## **Treasurer**

Dr Mohit Shah

## **Jt Secretary**

Dr Ashwin Lawande

## **AFSUMB Representation**

Dr Jeong Yeon Cho  
Korea

## **Members**

Dr Arun Kinare  
Dr Nitin Chaubal  
Dr Ashok Khurana  
Dr S Suresh  
Dr Bhupendra Ahuja  
Dr Chander Lulla  
Dr Deepak Chawla  
Dr Raju Keswani  
Dr Nidhi Bhatnagar  
Dr Poonam Bajaj  
Dr Srinath Bopanna

## *Reception Committee*

### **Chairman**

Dr Arun Kinare

### **Co-Chair**

Dr Iwaki Akiyama, Japan

### **Members**

Dr Won Jae Lee, Korea  
Dr P K Shah  
Dr Yoshiki Hirooka, Japan  
Dr P K Srivastav  
Dr K Prabhakar Reddy  
Dr Alka Karnik  
Dr Sikander Shaikh  
Dr Y T Patel  
Dr Manju Virmani  
Dr E Rajesh

## *Scientific Committee*

### **Coordinator**

Dr Sudheer Gokhale

### **Co-Chairs**

Dr T L N Praveen      Dr Nitin Chaubal  
Dr Ashok Khurana      Dr Nidhi Bhatnagar

### **Members**

Dr K Y Leung, Hong Kong  
Dr S Suresh  
Dr B S Rama Murthy  
Dr Mohit Shah  
Dr Alka Karnik  
Dr Chander Lulla  
Dr Bipin Shah  
Dr Bhupendra Ahuja  
Dr T Surekha  
Dr Asif Momin  
Dr Alpana Joshi  
Dr Ashwin Lawande  
Dr Poonam Bajaj  
Dr Raju Keswani

# International Faculty



**Dr Ahuja, Anil T**

Emeritus Professor, Department of Imaging & Interventional Radiology, The Chinese University of Hong Kong, Hong Kong, SAR



**Dr Akiyama, Iwaki**

Professor of Biomedical Informatics and the director of Medical Ultrasound Research Center of Doshisha University, Japan. He is the President elect of AFSUMB



**Dr Akolelar, Ranjit**

Professor in Fetal Medicine & Obstetrics, Clinical Director for Women's Health, Medway NHS Foundation Trust, Kent, UK



**Dr Bala, Kanu**

Professor and Director, Bangladesh Institute of Ultrasound in Medicine and Research, University of Science and Technology Chittagong, Dhaka Campus, Bangladesh



**Dr Barr, Richard**

Professor of Radiology at Northeast Ohio Medical University. He is the Editor-in-Chief of the Journal of Ultrasound in Medicine



**Dr Chaoui, Rabih**

Professor of Obstetrics and Gynecology at the Charité University Hospital, Berlin, Germany. Present position - Managing Director, Center for Prenatal Diagnosis and Human Genetics, Berlin, Germany



**Dr Cho, Jeong Yeon**

Professor of Radiology, Seoul National University Hospital, Korea. Secretary AFSUMB



**Dr Condous, George**

Associate Professor of Gynaecology at Sydney Medical School Nepean, University of Sydney, Australia. Vice President of WFUMB. Chairman Scientific committee of ISUOG



**Dr Dietrich, Christoph**

Prof & Chief of the Medical Department at Hirslanden Kliniken Beau Site, Switzerland, Past President of EFSUMB, Past Vice President WFUMB



**Dr Dogra, Vikram**

Professor of Radiology, Urology and Biomedical Engineering at the University of Rochester, NY, USA. Editor in chief of the Journal of Clinical Imaging Science



**Dr Leung, K Y**

Maternal Fetal Medicine Center, Gleneagles Hospital Hong Kong. Honorary Associate Professor, Dept of O&G, The University of Hong Kong, Hong Kong



**Dr Meagher, Simon**

Board Director, Monash Ultrasound for Women - A subsidiary of Healthbridge, Australia, Currently Director of Monash Ultrasound for Women, Monash IVF Melbourne.



**Dr Ushakov, Fred**

Specialist in Fetal Medicine, University College London Hospital, ISUOG International Faculty Member, Director of the Ultrasound Network



**Dr Uzun, Orhan**

Professor and Consultant Paediatric Cardiologist at Cardiff and Vale UHB, UK



**Dr Wan, Yung Liang**

Professor of Radiology, Linkou Chang Gung Memorial Hospital, Chang Gung University, Taiwan. President of AFSUMB Congress



**Prof. Yagel, Simcha**

Dir. of the Hadassah Medical Organization's Obstetrics & Gynecology Department, Has Received the Elite Ian Donald Gold Medal From ISUOG

*few more to be added soon*

# National Faculty

*Dr Alka Karnik*  
*Dr Alpana Joshi*  
*Dr Aniruddha Kulkarni*  
*Dr Ankit Shah*  
*Dr Arun Kinare*  
*Dr Ashok Khurana*  
*Dr Ashwin Lawande*  
*Dr Asif Momin*  
*Dr Bhupendra Ahuja*  
*Dr Bimal Sahni*  
*Dr Bipin Shah*  
*Dr Boopathy Vijayraghavan*  
*Dr BS Ramamurthy*  
*Dr Chander Lulla*  
*Dr Hemant Karmalkar*  
*Dr Indrani Suresh*  
*Dr Jyoti Chaubal*  
*Dr Kuldeep Singh*  
*Dr Manju Virmani*  
*Dr Meenu Batra*  
*Dr Mohit Shah*

*Dr Nidhi Bhatnagar*  
*Dr Nitin Chaubal*  
*Dr P.K. Srivastava*  
*Dr Poonam Bajaj*  
*Dr Preeti Tomar*  
*Dr Rachita Ramamurthy*  
*Dr Rahul Sachdev*  
*Dr Rajas Chaubal*  
*Dr Rajat Ray*  
*Dr Rajesh Kamble*  
*Dr Raju Keswani*  
*Dr Ravi Kadasne*  
*Dr Shilpa Satarkar*  
*Dr Sudheer Gokhale*  
*Dr Surekha T*  
*Dr Suresh Sheshadri*  
*Dr T H S Bedi*  
*Dr T L N Praveen*  
*Dr Vivek Kashyap*  
*Dr Y T Patel*

*few more to be added soon*

**Statue of  
Equality**

( Hyderabad | India )



# Scientific Program

## 11 November | Hall 1

1AW - OB1 - Workshop	0900 - 1000	First Trim Aomaly Scan
1BW - OB2 - Workshop	1000 - 1100	Second Trim Anomaly Scan
Tea/Coffee		
1C - OB - Lectures	1130 - 1155	10 wk Anomaly Scan
	1155 - 1210	Increased NT
	1210 - 1240	Approach to 1st Trim Cardiac anomalies
Rapid Fire OB	1240 - 1250	Mesocardia
	1250 - 0100	Small Lt Ventricle
	0100 - 0110	Schimitar Syndrome
	0110 - 0120	Non-Compaction Cardiomyopaty
	0120 - 0130	Persistent Left SVC
Lunch	0130 - 0230	
1D - OB Lectures	0230 - 0300	3D/4D of Fetal heart - is it any better?
	0300 - 0320	Heterotaxy
	0320 - 0350	Ductus Arteriosus - Normal & Abnormal
	0350 - 0410	Approach to Parallel outflow
	0410 - 0430	Dominant RV / Diminutive LV
	0430 - 0450	Abnormal LVOT
	0450 - 0510	AVSD - Diagnosis & Relevance
	0510 - 0530	Approach tp Tricuspid Regurgitation
IFUMB GBM	0530 - 0700	

## 11 November | Hall 2

2AW - MSK - Workshop	0900 - 1015	Shoulder & Elbow
2BW - MSK - Workshop	1015 - 1130	Wrist & Hand
2C - MSK - Lectures	1130 - 1200	Rotator cuff pathologies
	1200 - 1215	Frozen Shoulder
	1215 - 1230	Tennis Elbow
	1230 - 1250	Nerve entrapementsaround elbow
	1250 - 0110	Tendon pathologies in Wrist & hand
	0110 - 0130	Carpal tunnel syndrome
Lunch	0130 - 0230	
2D - MSK - Lectures	0230 - 0300	US in Rheumatoid arthritis
	0300 - 0330	Soft tissue tumors - role of US
	0330 - 0400	Common hip pathologies
Tea/Coffee service	0400 - 0420	Grading of muscle injuries
	0420 - 0440	DDH grading on US
2E - MSK _ Lectures	0440 - 0500	Knee - does US have a role in the era of MRI
	0500 - 0515	Spectrum of Tendoachilles pathologies
	0515 - 0530	Common foot pathologies - role of US

## 11 November | Hall 3

3AW - Doppler Workshop	0900 - 1015	Carotid & Upper Limb Art
3BW - Doppler Workshop	1015 - 1045	Mapping for Hemodialysis access
3BW - Doppler Workshop	1045 - 1120	Lower limb arteries
3C - Doppler - Lectures	1130 - 1210	Understanding hemodynamics from Doppler waveforms
	1210 - 1230	Doppler Assessment of Upper Limb ischemia
	1230 - 1250	Doppler in Carotid disease
3C - Doppler Rapidfire	1250 - 0100	Assessment of Hemodialysis access Fistula
	0100 - 0110	Vascular access in Emergency
	0110 - 0120	Compartment Syndrome
	0120 - 0130	Post-stent Doppler
Lunch	0130 - 0230	
3D - Doppler - Lectures	0230 - 0250	Portal hypertension
	0250 - 0310	Assessment of Celio-Mesenteric ischemia
	0310 - 0330	Challenges in Renal Doppler
Tea/Coffee service	0330 - 0350	Assessment of Renal Transplant
3E - Doppler Rapidfire	0350 - 0400	Assessment for Temporal arteritis
	0400 - 0410	Vertebral steal
	0410 - 0430	Raynauds
	0420 - 0440	Doppler in Erectile dysfunction
3E -	0440 - 0450	Swollen Leg - is it DVT?
	0450 - 0500	Swollen Leg - is it somethin else?
	0500 - 0530	Varicose veins - what decides the treatment

## 11 November | Hall 4

4A - H&N lectures	4A - Head & Neck - Lectures	
	0900 - 0920	Thyroid nodule - ACR TIRADS & ATA guidelines
	0920 - 0940	Cystic SOL in Neck
	0940 - 0950	US in Hyperparathyroidism
	0950 - 1000	US of Neck Lymphnodes
	1000 - 10120	US of Salivary glands
4BW - Small Parts Workshop	1020 - 1130	4BW - Neck 1
4CW - Contrast Workshop	1130 - 1230	4CW - Contrast 1
4D	4D - Contrast - Lectures	
	1230 - 1250	CEUS Evaluation of Renal Mass
	1250 - 0110	US Contrast in evaluation of Pelvic lesions
	0110 - 0130	Gel infusion Sonosalpingography
Lunch		
4E - Gyn Lectures	0230 - 0250	Follicular monitoring
	0250 - 0310	Mullerian anomalies - is 3D necessary?
Tea/Coffee service	0310 - 0330	Color Doppler in Infertility
	0330 - 0350	Adenomyoma vs Fibroid
	0350 - 0410	Tubal ectopic
4E - Rapid Fire	0410 - 0420	Interstitial vs Intrauterine pregnancy
	0420 - 0430	Cesarian scar pregnancy - is it ectopic?
	0430 - 0440	Heterotopic pregnancy
4F - Symposium		Adnexal mass
	0440 - 0505	Pattern recognition
	0505 - 0515	IOTA Simple rules
	0515 - 0530	Adnex model

## 11 November | Hall 5

0900 - 1015	5AW - Breast - Biopsy
1015 - 1130	5AW - Breast - Biopsy
5C - Breast - Lectures	
1130 - 1150	Differentiating Benign vs Malignant Breast lesions on Ultrasound
1150 - 1200	Cystic lesions of Breast - when to intervene?
1200 - 1220	Breast lesions during Pregnancy
1220 - 1240	The Triple test: Establishing Clinical-Radiology- Pathology concordance following Breast biopsies
1240 - 0100	Elastography: is there value in breast lesions?
0100 - 0130	to be confirmed

## 12 November | Hall 1

1E - OB - Rapid Fire	0900 - 0910	Short Femur
	0910 - 0920	Echogenic Bowel
	0920 - 0930	Particulate Amniotic fluid
1F - OB - Lectures	0930 - 0955	First Trimester Skeletal anomalies
	0955 - 1015	Echocardiography in fetus with extra-cardiac anomalies
	1015 - 1030	CAKUT - Approach
	1030 - 1050	Screening and management of Vasa previa
	1050 - 1110	Mediastinal shift - what to look for
	1110 - 1130	Algorithmic approach to fetal Abdominal calcification
1GW - Workshop	1130 - 1230	Gyne workshop
1HW - OB - 3 - Workshop	1230 - 0130	F G R & Doppler
Lunch	0130 - 0230	
Plenary Session	0230 - 0300	Lecture
	0300 - 0340	Dr S K Sharma Oration
	0340 - 0420	Dr M S Dwivedi Oration
	0420 - 0450	Lecture
	0500 - 0600	Formal Inauguration of the Conference
	0600 - 0730	AFSUMB General Assembly

## 12 November | Hall 2

2F - MSK Workshop	0900 - 1015	Hip & Knee
2G - MSK Workshop	1015 - 1130	Ankle & Foot
2H - MSK - Lectures	1130 - 1200	US guided MSK interventions
	1200 - 1230	
2J - Quiz	1230 - 0130	Quiz
Lunch	0130 - 0230	
Plenary Session in Hall 1		
Tea/Coffee		

## 12 November | Hall 3

3FW - Doppler Workshop	0900 - 1015	3FW - Doppler - Abdominal
3GW - Doppler Workshop	1015 - 1130	3GW - Doppler - Leg Veins
3H - Abdomen	1130 - 1150	LIRADs - KISS
	1150 - 1210	Deep learning to improve US assessment of focal liver lesion
	1210 - 1230	High resolution US of Gall Bladder
	1230 - 1250	US of Pancreatic mass in the era of CT & MRI
	1250 - 0110	Patient with left flank pain
	0110 - 0130	Spleen - have you scanned it properly?
Lunch	0130 - 0230	
Plenary Session in Hall A		
Tea/Coffee		



## 12 November | Hall 4

	0900 - 1000	4FW - Elastography 1
	1000 - 1100	4GW - Abdomen 1
	1100 - 1130	Evaluation of pelvic floor 2D & 3D
	1130 - 1200	Essentials of Deep learning in O&G Ultrasound
	1200 - 1230	Sonography for Pelvic pain
	1230 - 1250	Abnormal uterine bleeding
	1250 - 0110	P I D
	0110 - 0130	Ovarian torsion
Lunch	0130 - 0230	
Plenary Session		
Tea/Coffee		

## 12 November | Hall 5

	5FW- Small Parts 1
	5GW- Small Parts 2

## 13 November | Hall 1

1J - OB - Lectures	0900 - 0940	Borderline Cardiac Findings
	0940 - 1000	Systemic approach to Spinal anomalies in First trimester
	1000 - 1020	Supratentorial midline anomalies
	1020 - 1040	Microcephaly - how to reduce false positives
	1040 - 1050	Early onset FGR
	1050 - 1100	Late onset FGR
	1100 - 1130	Management strategies
1KW - Workshop	1130 - 1230	Gyne workshop 2
1MW - OB4 - Workshop	1230 - 0130	Fetal Anomalies
Valedictory	0130 - 0200	
Lunch	0130 - 0230	
1N- Panel	0230 - 0330	Legal Issues & Liability
1Q - OB - Lectures	0330 - 0350	10 Cardiac anomalies - everyone needs to know
	0350 - 0410	Sagittal arch views are important
	0410 - 0430	Fetal face at 13weeks
	0430 - 0450	Imaging Precordial veins
	0450 - 0510	Fetal infections
	0510 - 0520	Cavum Veli interpositi
	520 - 0530	Brain Shadowing sign

## 13 November | Hall 2

2KW - MSK - Workshop	0900 - 1015	Nerves of Upper Extremity	
2LW - MSK - Workshop	1015 - 1130	Nerves of Lower Extremity	
2M - Pediatric Lectures	1130 - 1150	Intestinal obstruction in Pediatric patient	
	1150 - 1210	Hepatic focal lesion	
	1210 - 1230	Pediatric Neck masses	
	1230 - 1240	Midline anomalies on TFCS	
	1240 - 1250	Lung US in PICU	
2M - Pediatric rapid fire	1250 - 0100	Neonatal jaundice	
	0100 - 0110	Cystic abdominal mass	
	0110 - 0120	Neonatal followup of UTD	
	Valedictory	0130 - 0200	in Hall 1
	Lunch	0130 - 0230	
2N - Uro-Genital	0230 - 0240	Do we miss Urinary Calculi?	
	0250 - 0310	Pitfalls and pseudo-lesions on renal US	
	0310 - 0330	Renal mass - what US can tell?	
	0330 - 0350	US in repeated UTI	
	0350 - 0410	Prostatic nodule - how good is TRUS?	
	0410 - 0430	Sonourethrography	
	0430 - 0450	US in male infertility	
	0450 - 0510	US of Acute Scrotum	
	0510 - 0530	Unilateral enlarged Testis	

## 13 November | Hall 3

3J - Abdomen	0900 - 0920	How to learn GI Ultrasound
	0920 - 0940	US findings of appendicitis and other GI tract problems
	0940 - 1000	Intussusception
	1000 - 1010	awaiting confirmation
	1010 - 1020	Perianal Fistula
	1020 - 1030	FAST scan in blunt abdominal trauma
3J - Abdomen	1030 - 1100	Inguinal lump
3KW - Abdomen Workshop	1100 - 1215	3KW - Abdomen 2 - Doppler
3LW - Elastography Workshop 2	1215 - 0130	3LW - Elastography 2 - Liver
Valedictory	0130 - 0200	
Lunch	0130 - 0230	
3M - New Techniques &	0230 - 0250	Photo acoustic Imaging
	0250 - 0310	Contrast Ultrasound - what is new
	0310 - 0330	Fat Quantification in Liver
	0330 - 0350	Liver Elastography interpretation
	0350 - 0410	Microflow imaging
	0410 - 0430	awaiting confirmation
3M -	0430 - 0520	awaiting confirmation

## 13 November | Hall 4

		4JW - Interventions 1 - Video presentations
		4KW - Interventions 2 Amniocentesis
Valedictory	0130 - 0200	
Lunch	0130 - 0230	
		Key for Workshops: T L N Praveen, Asif Momin, Alpana Josh

## 13 November | Hall 5

	3D/ 4D
	OB Simulator
0130 - 0200	Valedictory
0130 - 0230	Lunch
	Key for Workshops: Poonam Bajaj, Manju Virmani

# Workshops

## Workshops - Friday, 11<sup>th</sup> November 2022

Time: 9.00 am- 10.15 am (Choose Any 1)

### Free Workshops

- Hall 1** OB 1 NT Scan (Telecast from Hospital)
- Hall 2** MSK 1 Shoulder & Elbow
- Hall 3** Doppler 1 - Carotid & Periph Art

### Paid Workshop

- Hall 5** Breast Biopsy 1- On Dummy **INR 1500/-**

Time: 10.15 am- 11.30 am (Choose Any 1)

### Free Workshops

- Hall 1** OB 2 Anomaly Scan (Telecast from Hospital)
- Hall 2** MSK 2 Wrist & Hand
- Hall 3** Doppler 2 - Carotid & Periph Art (Telecast from Hospital)

### Paid Workshop

- Hall 5** Breast Biopsy 2- On Dummy **INR 1500/-**

Time: 10.00 am- 11.15 am

### Free Workshops

- Hall 4** Neck 1

Time: 11.15 am- 12.30 pm

### Free Workshops

- Hall 4** Contrast 1 (Telecast from Hospital)

## Workshops - Saturday, 12<sup>th</sup> November 2022

Time: 9.00 am- 10.15 am (Choose Any 1)

### Free Workshops

- Hall 2** MSK 3 Hip & Knee
- Hall 3** Doppler-3 Abdominal
- Hall 4** Elastography 1 (Telecast from Hospital)
- Hall 5** Small Parts 1

Time: 10.15 am- 11.30 am

### Free Workshops

- Hall 2** MSK 4 Ankle & Foot
- Hall 3** Doppler 4 Leg Veins
- Hall 4** Abdomen 1 (Telecast from Hospital)
- Hall 5** Small Parts 2

Time: 11.00 am- 12.15 pm

### Free Workshops

- Hall 1** Gyn 1 (Telecast from Hospital)

Time: 12.15 pm- 1.30 pm

### Free Workshops

- Hall 1** OB 3 FGR & Doppler (Telecast from Hospital)

## Workshops - Sunday, 13<sup>th</sup> November 2022

Time: 9.00 am- 10.15 am

### Free Workshops

- Hall 1** Gyn 2 (Telecast from Hospital)
- Hall 2** MSK 5 Nerves of Upper limb
- Hall 4** Interventions 1 - Video presentations

### Paid Workshop

- Hall 5** 3D/ 4D Laptop Based **INR 3000/-**

Time: 10.15 am- 11.30 am

### Free Workshops

- Hall 1** OB 4 Anomaly Scan (Telecast from Hospital)
- Hall 2** MSK 6 Nerves of Lower limb

### Paid Workshop

- Hall 4** Hands on Amniocentesis- On Dummy **INR 3000/-**
- Hall 5** OB Simulator Based **INR 3000/-**

Time: 11.00 am- 12.15 pm

### Free Workshops

- Hall 3** Elastography 2 (Telecast from Hospital)

Time: 12.15 pm- 1.30 pm

### Free Workshops

- Hall 3** Abdomen 2 (Telecast from Hospital)



*Hussain  
Sagar Lake*  
( Hyderabad | India )

# Conference Registration Details

Category	Till 15th September 2022	16th September - 5th November 2022	6th November 2022 Onwards / Onspot
<b>IFUMB Member</b>	INR 10620/-	INR 12980/-	INR 16520/-
<b>Special Societies Fees</b> SFM, IRIA, MUS, FOGSI, BSI (Breast Imaging Society, India)	INR 11033/-	INR 13039/-	INR 16550/- <b>Special Offer</b>
<b>Non Member</b>	INR 12980/-	INR 15340/-	INR 19470/-
<b>PG Student</b>	INR 8260/-	INR 10620/-	INR 14160/-
<b>Accompanying Person</b>	INR 9440/-	INR 11800 /-	INR 16520/-

## International Delegates

<b>Foreign Delegate</b>	US \$200/-	US \$300/-	US \$400/-
<b>International Student</b>	US \$150/-	US \$230/-	US \$330/-
<b>Accompanying Person</b>	US \$200/-	US \$300/-	US \$400/-

## Accommodation Package at Venue (Hotel Novotel Hyderabad Convention Centre)

Limited To  
**50**  
Rooms

**For 2 Nights and 3 Days (Check in : 11 Nov - Check out 13 Nov)**  
(Check in time is 1400 hrs and check out time is 1200 noon)

Rooms Category	Room Type	
	Twin Sharing Per Person (Two People Sharing a Common Room)	Single (1 Person)
Premiere Room	INR 12000	INR 24000

**For 3 Nights and 4 Days (Check in : 10 Nov - Check out 13 Nov)**  
(Check in time is 1400 hrs and check out time is 1200 noon)

Rooms Category	Room Type	
	Twin Sharing Per Person (Two People Sharing a Common Room)	Single (1 Person)
Premiere Room	INR 18000	INR 36000

## REGISTER ONLINE

AT

[www.afsumb2022.com](http://www.afsumb2022.com)



# Sightseeing In Hyderabad



## Charminar

The very well known Charminar of Hyderabad is located at the Old City. This square shaped structure with a height of 56 m and breadth of 30 m was constructed in 1591. It was built by Sultan Mohammed Quli Qutb Shah in the honor of his wife Bhagmati.

Also referred as the 'Arc de Triomphe of the East', Charminar is adorned with four towers in each corner. The minarets on each side, is of 48.7 m height, each with four storeys. Charminar has a small mosque as well on the top floor. There are 45 prayer spaces which are still visited by people, particularly on Fridays. Lighting in the evening is quite glamorous and makes for a worth watching site.

## Golconda Fort



Just 11 km away from the city, the architectural marvel Golconda Fort is well connected to the rest of the city. Built by Qutub Shahi Kings, this fort presents an impressive structure, with eight gates and 87 bastions.

Its impressive structure has majestic walls which are as high as 15 to 18 foot and a parameter of close to 11 km. Along with brilliant architecture, this fort also captivates its visitors with its system of acoustics, its water supply system, 'Rahban' cannon and Ramdas' prison which has carved Hindu deity in it.



## Ramoji Film City

Since 1991, Ramoji Film City has been alluring tourists from every corner of the country. One of the largest film studios in the world it has the capacity to house almost 50 film units within a given point of time.

It is also listed in Guinness Book of World Records as well. Spread over 2500 acres, it is situated about 30 km away from Hyderabad. Its brilliant architecture and sound technical facilities make it suitable for all the pre and post production of a film.

## Hussain Sagar Lake



Connecting the twin cities, Hussain Sagar Lake boasts of being the largest artificial lake in Asia. On the tributary of Musi River, it was excavated during Ibrahim Quli Qutub 1562 AD. It has got its name after Shah's reign, in Hussain Shah Wali.

The main attraction is 16 m high white granite statue of Lord Buddha with a weight of 350 tonnes, situated at the middle of the lake. The lighting show here is worth watching.



## Chowmahalla Palace

Chowmahalla Palace, with literal meaning of 'four palaces' in Urdu language was built in the 18th century. It was during the reign of fifth Nizam, Afzar-ud-Daulah, Asaf Jav V, from 1857 to 1869, that the palace was completed.

Initially spread across an area of 45 acres, the palace now covers 12 acres of land. The palace has two courtyards – the northern courtyard and the southern courtyard.

## Qutub Shahi Tombs



Consisted of the tombs of 7 Qutub Shahi rulers, these are known to be one of the oldest heritage sites of Hyderabad. Qutub Shahi Tombs are located only at a distance of 850 m from the Banjara Darwaza of Golconda Fort.

Presenting a combination of Persian and Indian architecture, these tombs were built by the Qutub Shahis.

Later in 19th century, these were renovated by Salar Jung III, Mir Yousuf Ali Khan. Constructed with grey granite, these quadrangular structure with dome shape roofs are ornamented with beautiful designs.

# Conference Manager's



*Conferences International*  
*B-220/2, Second Floor*  
*Opposite Kali Masjid, Savitri Nagar*  
*New Delhi : 110017*  
*M: +91 9999 216 837*

**afsumb2022india@gmail.com**

